


THE SCIENCE OF BEAUTY



After product application, file and shape with any NSI 180 Grit File. No buffing required.




Clean nail with a Nail Wipe saturated with Cleanse.




Apply Glaze 'n Go liberally to the entire nail, sealing all edges and leaving a tiny free margin around the cuticle and side walls.



Cure in 90 sec with a UV lamp



There is no tacky dispersion layer to remove. Condition cuticle with Nurture Oil.



Glaze 'n Go creates a long-lasting, high-gloss shine.